


# Pio Pico District Spring Camporee 2020 Leader's Guide



Online registration begins on Doubleknot on February 24th.

**No Mail-In Registration**

**In person registration and payment:**

**Wednesday, March 18<sup>th</sup> at**

First United Methodist Church

13222 Bailey St.

Whittier, CA 90601

7:00pm - 9:00pm

**No walk-ins will be permitted!**

**Fees will not be locked in until payment is received.**

**PLEASE READ ALL PAGES FOR IMPORTANT  
INFORMATION AND CHANGES**

## Letter to Unit Leaders

### Welcome to the Pio Pico Spring 2020 Camp-O-Ree!

Please read through this entire packet as changes can be made to some sections of this document and leaders should be aware of all rules and guidelines contained in this document.

A Scout is always prepared, we are requesting that each Scout puts together and brings a 10 Essentials bag to camporee. They should carry these items while doing the activities as they may need them (see page 19) ...

- **Behavior Guidelines**
- Participants are to follow the Scout Oath and Law
- The following are prohibited. Violation of these prohibitions will be investigated and reviewed by the members of the Camp-O-Ree Committee and the District Executive and may result in immediate expulsion of said person(s) and possible unit disqualification from award considerations:
  - Alcoholic beverages
  - Willful property damage
  - Willful injury to another person
  - Adult interference with any Camp-O-Ree judge or staff member (i.e. bullying, harassing, arguing, etc.) • **There is a NO TOLERANCE Policy.**
- **Trash** – There will be a designated area to drop off trash daily that is in a contained and sealed/tied trash bag. Please look for signage.
- **Activities** - Units wanting to sponsor an activity please email [piopicocamporee@yahoo.com](mailto:piopicocamporee@yahoo.com) if you have any questions.
- **Extra points** - Units will be awarded 3 points for either (a) sponsoring an activity presented by the Camp-O-Ree Committee; OR (b) developing and sponsoring their own activity. Refer to the Invent an Activity form at the end of this packet. NOTE: A unit developed activity must be approved by the Camp-O-Ree Committee at least one month prior to the Camp-O-Ree.
- **No More Day Use-** Any non-registered camper will be required to check in and out with Head Quarters. Visitors may remain in camp for no more than one hour and must be out of camp by no later than 6 pm on any day. Children younger than Webelos age may not be in camp.
- **Early Departures-** Must notify HQ at check-in. There will be a designated area to stow gear and pick up Scouts. Scouts will need to have their gear in drop off area before Serpentine begins if leaving on Saturday night.

This packet will be posted on the Pio Pico website. [www.piopicobsa.org](http://www.piopicobsa.org)

Hope to see you all at Camp-O-Ree!

**Sally Grimaldi**

Pio Pico Camp-O-Ree Chair

213-422-6929

[piopicocamporee@yahoo.com](mailto:piopicocamporee@yahoo.com)

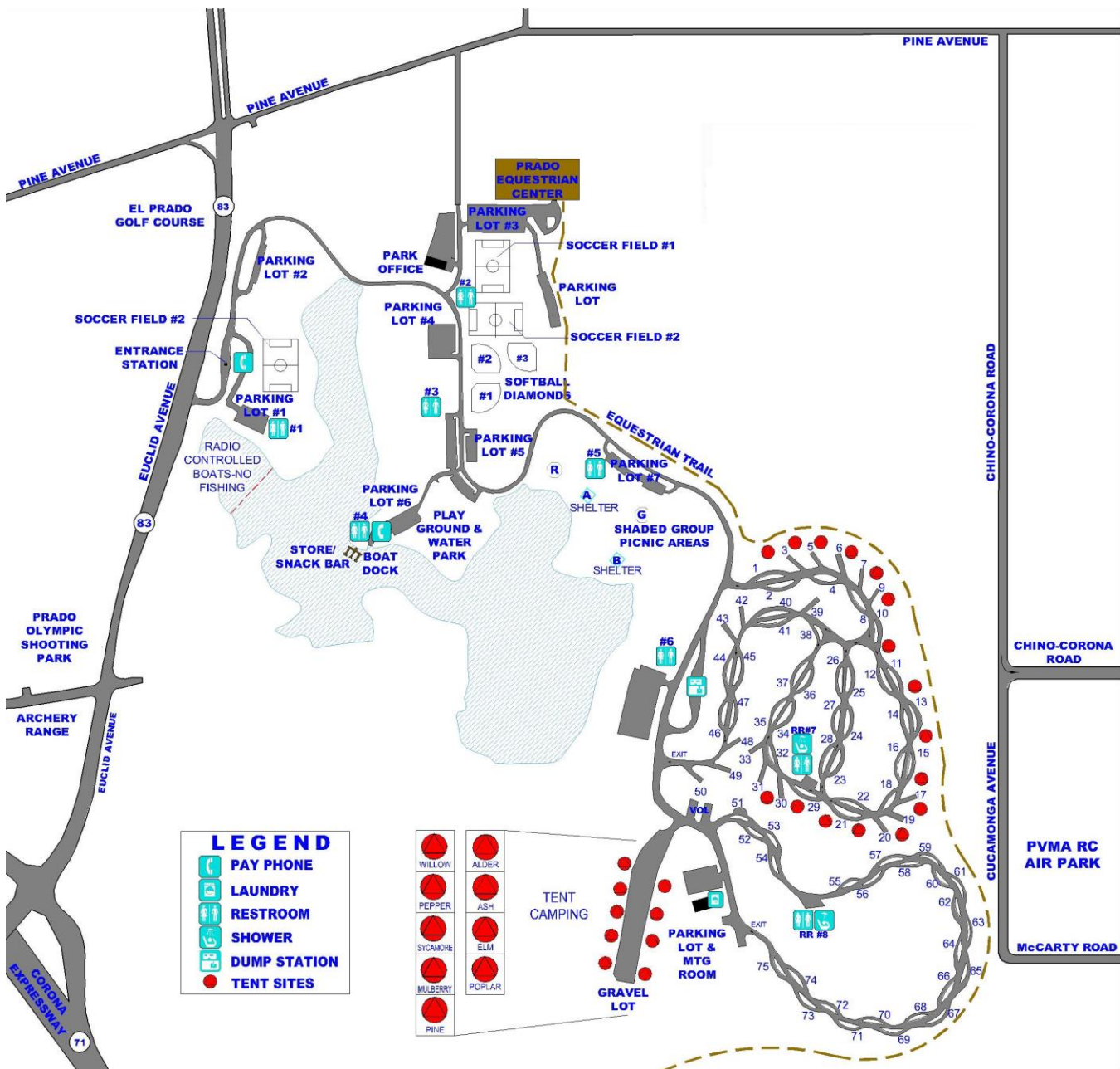
# Pio Pico Camp-O-Ree

## Prado Regional Park

Prado Regional Park 16700 Euclid, Chino, CA

There is an \$8.00 charge for cars to enter the Prado Regional Park on Friday and \$10.00 on Sat.-Sunday. This is paid each time you enter the park. We encourage units to carpool as much as possible as parking is limited.

Once passed the Guard Shack, head towards the group tent camping area. Follow the Pio Pico Camporee signs.



# Camp-O-Ree Schedule

(Schedule subject to change. Final schedule will be provided at Cracker Barrel.)

## Friday

2:00 PM	This is the earliest you may arrive and set up camp
6:30 PM - 8:30 PM	Check in. All units and individuals must check in at headquarters (HQ)
9:00 PM	Chaplain's Aide Meeting (Each Troop, Pack, or crew will send 1 Chaplain's Aide to meeting)
9:30 PM	Adult leader and SPL Cracker Barrel at HQ
10:00 PM	All youth are to be in their campsites and quiet. Campsite work stops. NO vehicles or trailers allowed in camp at ANY time.
11:00 PM	Lights out and Quiet Time

## Saturday

6:00 AM	Units can begin working (no earlier please) \Gateway building begins
8:30 AM	Game meeting (all units hosting a game are required to send game staff to HQ)
8:45 PM - 9:45 PM	Training for gateway and campsite judging – Flag pole area
9:45 AM	Gateway building ends
10:00 AM	Opening Flag Ceremony – Troop and Pack shovel winners
10:15 AM - 12:30 PM	Gateway and Campsite judging begins. Let the Games begin!
12:30 PM	Break for lunch
1:30 PM	The activities continue
3:00 PM	Activities End
3:00 PM	Chopped Youth Cooking Competition check in (2 scouts from each unit needed)
3:00 PM - 5:00 PM	Chopped Youth Cooking Competition (Show support for your scouts)
4:30 PM - 5:00 PM	Submit Adult Cooking Competition entries to designated area by HQ
5:00 PM	Patrols-Turn in your Patrol Card Checklist to HQ
5:00 PM	Activity Sponsors-Turn in your tallied activity score cards to HQ
5:00 PM	Retire Colors
7:00 PM	Order of the Arrow Serpentine
7:30 PM	Campfire sponsored by O/A
9:30 PM	Evening Movie
11:30 PM	All youth are to be in their campsites
11:30 PM	Lights out and Quiet Time

## Sunday

6:00 AM	Units can begin packing up/loading area open, NO vehicles in camp
6:00-9:00 AM	Fishing Derby
7:00-9:00 AM	Bird Watching
9:30 AM	Interfaith Worship at flag pole area
10:00 AM	Exit packets available with completion of exit poll
12:00 PM	Check out

## **EMERGENCY INSTRUCTIONS FOR SPRING 2020 CAMP-O-REE**

### **IN CASE OF EMERGENCY**

EACH UNIT IS TO MAINTAIN A LOG OF ALL EMERGENCIES OTHER THAN MINOR CUTS AND BRUISES.

EMERGENCY LOCATION: HEADQUARTERS. AFTER HOURS (10:00pm – 8:30am)

IF THE INCIDENT REQUIRES MORE THAN FIRST AID:

#### **1. CALL 911**

#### **2. IF THEY ARE UNABLE TO RESOLVE ISSUE, OR CANNOT BE CONTACTED, TRANSPORT THE INDIVIDUAL BY AMBULANCE OR VEHICLE AS NECESSARY TO:**

**Chino Valley Medical Center  
5451 Walnut Ave, Chino, CA 91710**

Driving Directions From:

**Prado Regional Park, 16700 Euclid  
Ave, Chino, CA 91708**

**Head west on M Combs Way toward Euclid Ave  
26 ft**

**Turn right at the 1st cross street onto CA-83 N/Euclid Ave  
5.6 mi**

**Turn left onto W Walnut St  
Pass by Carl's Jr (on the right)  
2.0 mi**

**Turn left  
72 ft  
Chino Valley Medical Center  
5451 Walnut Ave, Chino, CA 91710**

# Camp Courtesy & Rules

Campsites will be assigned by the size and needs of the unit.

## RULES:

- NO electronic equipment, radios, games, DVD, boom boxes, power tools, generators, etc.
- NO sheath knives, fireworks, alcoholic beverages, or firearms.
- Wildlife Guidelines: Participants are not to bother any of the natural wildlife found in the camp area. Scouts and Leaders are expected to follow the Outdoor Code and Leave No Trace Principles. Wildlife sightings are to be reported immediately to Camp-O-Ree Headquarters.
- Down time starts at 11:00 p.m. Friday. No further camp work permitted other than late arrivals, who may pitch their tents. Lights out AND No Noise starting at 11:00 p.m. Friday and 11:30 p.m. Saturday evenings through 6:00 a.m. the next morning. **Points will be deducted for non-compliance**
- No ground fires permitted. Charcoal for cooking can be used in an elevated container at least 12 inches above the ground.
- Scout uniform attire must be worn. **NO CAMOUFLAGE** except ROTC Crews.
- Parking only allowed in designated areas. Vehicles will be logged in as they arrive with license plate, Unit type and number. You will be told to move your vehicle if in violation. Early departures must register with HQ that they must leave Saturday night and have received special permit forms.
- No liquid fuels.
- Violation of any of the above rules may result in immediate expulsion of said person(s) and possible unit disqualification from award considerations. There will be no refunds.
- All participants will be required to wear activity wristband at ALL times.
- Closed toed shoes for all campers is required.
- Lion, Tiger, and Bear Scouts are not permitted to attend camporee.
- Webelos, Troops and Crews are required to sleep on separate campsites with appropriate adult leadership.

## COURTESY & GENERAL INFORMATION:

- Camp-O-Ree will not be called off due to weather.
- After putting up your perimeter, please return all survey sticks to HQ for reuse.
- In event of a tie in any judged event, both participants will receive the same level.
- All medical incidents other than minor cuts and scrapes must be reported to Camp-O-Ree headquarters.
- Early departure (Saturday night) must be declared at registration and check in.
- Fire regulations require that Camp-O-Ree Chairman is notified of any unscheduled departures.
- Exit packet will be exchanged at conclusion of Camp-O-Ree for Scoutmaster/SPL Exit Survey.
- Toilet Paper: If there is a kybo with no toilet paper or running low, please come to HQ. It is recommended that each unit have toilet paper on hand for emergencies.

### **ATTENDEE & PET GUIDELINES:**

- All attendees MUST be registered members of BSA and have a health form with Parts A & B filled out and signed.
- All adults must have a current copy Youth Protection card at registration. Online training is available at: <http://www.scouting.org/Training/YouthProtection.aspx>
- No siblings, friends, or other family members.
- NO pets. If a Service animal is required, please complete given area on the registration form.

### **Miscellaneous:**

- NO requests for campsite assignments.
- Units will not be able to pull up to camp site. It will be helpful for you to have dollies and wagons to cart gear in and out.
- No waste water discharged into the ground. ALL waste water must be discarded in a designated drain area or packed out.
- Camp gadgets MAY NOT be attached to your gateway or pre-built.

# Gateway Competition Rules

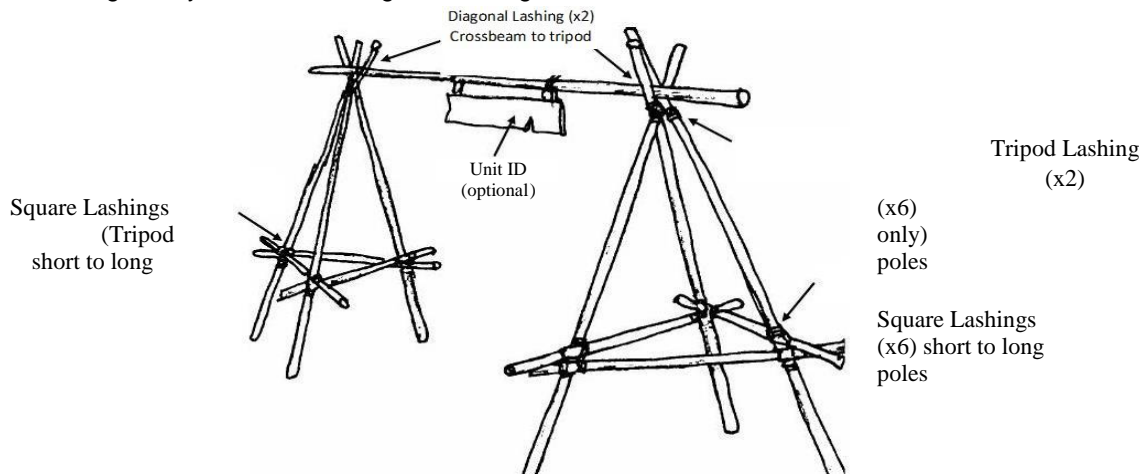
This is a Unit Activity

## Requirements & Notes for ALL UNITS:

1. **BUILDING OF ALL GATEWAYS WILL OCCUR BETWEEN THE HOURS OF 6AM AND 9:45AM ON SATURDAY MORNING ONLY.**
2. Camp-O-Reed theme related decorations are encouraged. 1 point will be awarded if decorations are part of the Gateway. We will not judge who has the coolest or did the most, if you made an attempt you will receive 1 point. We are looking for Scout Spirit most of all. If any lashings are used to secure the decorations to the gateway, those lashings will be judged accordingly. If a decoration inhibits the judge's ability to view any lashing, points will be deducted accordingly.
3. No parts may be pre-assembled prior to delivery to the campsite. This is a pioneering project and should be treated as such in your construction. No screws, clamps, bolts, tape or anything other than rope may be used to assemble the gateway. Do not try to fool us by making the gateway 20 feet high, we are bringing a monocular to be able to see the top.
4. **ALL GATEWAYS MUST BE CONSTRUCTED BY YOUTH ONLY (SCOUTS and VENTURERS). ADULT LEADERS MAY COACH AND OBSERVE YOUTH, BUT MUST REFRAIN FROM ANY CONSTRUCTION OR PHYSICAL ASSISTANCE.**
5. Webelos Leaders may assist Webelos where safety is involved.
6. Ribbons will be awarded for 1<sup>st</sup>, 2<sup>nd</sup> and 3<sup>rd</sup> place for WEBELOS, Troops & Crews.
7. At the time of inspection/judging, the judges will announce themselves. Once announced, all adults and all Scouts, except the Senior Patrol Leader/President or their designee, must immediately leave the campsite and remain at least 100 feet away or out of view from the campsite while judging is occurring. Webelos units are allowed one adult leader to remain at the campsite during judging but camp courtesy rules still apply.
8. The decisions and scoring of the judges for any event is final. Any member of a Unit who contests the decision/scoring will cause their Unit to be disqualified from the gateway competition.

## Gateway Design Requirements - for WEBELOS, Troops and Crews:

1. The Unit must build their gateway according to the District Design shown below.
2. All gateways must be free standing. No stakes may be used in any form to support the gateways. **(In the event of high winds, you may stake them down for safety.)**
3. Judging for standard gateway will be according to the design shown below



4. The gateway design (for both standard and open) must be posted on the gateway. The final product must match the posted design.
5. All gateways must be contained within your campsite area. Guy ropes are permitted for stability of structure only. If guy ropes are required they may not be extended beyond the campsite perimeter.
6. OPEN Gateway Design are for TROOPS and CREWS ONLY (not an option for Webelos)
7. **If any additional poles are added to the Standard Gateway, whether for decoration or as part of the structure, the Gateway will then be judged as Open**
8. See inspection sheet for judging rules.



# Camp-O-Ree Gateway Inspection Score Sheet Standard & Open Gateways

Pack / Troop / Crew # \_\_\_\_\_

	Points	Notes	Score
1. Structural integrity 2 points if no movement 1 point if a little movement 0 points a lot of movement	_____	_____	0 – 2
2. Constructed without adult assist	_____	_____	0 or 1
3. Lashings (quality) 2 points everything is neat and properly done 1 point if they are tight but not neat 1 point if neat and not tight 0 points if loose and not neat	_____	_____	0 - 2
4. Proper lashings used	_____	_____	0 or 1
5. Ropes whipped or fused 2 points all whipped or fused 1 point if 1-2 ends are not whipped or fused 0 points if 3+ are not whipped or fused	_____	_____	0 - 2
6. None of gateway pre-built before camp	_____	_____	0 or 1
7. No use of metal fixtures, nails etc.	_____	_____	0 or 1
8. US flag and unit flag are <b>not</b> attached	_____	_____	0 or 1
9. Complete according to plans	_____	_____	0 or 1
10. Gateway Design posted on gateway	_____	_____	0 or 1
11. Decorations-Theme Does not matter how much money is spent as long as there is something there representing the theme 1 point if decorated 0 if not decorated	_____	_____	0 or 1
Total Points	_____	_____	

**Note: One additional point will be awarded to a unit's overall Camporee score for participating in open gateway competition.**

# Pio Pico District Campsite Score Sheet Criteria

## Judging:

- At the time of inspection/judging, the judges will announce themselves. Once announced, all adults and all Scouts – except the Senior Patrol Leader/President or their designee must immediately leave the campsite and remain at least 100 feet away or out of view from the campsite while judging is occurring. If there is no youth representative, the campsite will not be judged. Webelos units are allowed one adult leader to remain at the campsite during judging but camp courtesy rules still apply.
- The decision/scoring of the judges for any event is final. Any member of a Unit who contests the decision/scoring will cause their Unit to be disqualified from the Campsite Inspection competition.

## Explanation of Inspection Criteria:

- **All motor Vehicles moved to the parking lot Friday Evening** – Any, except those arriving Saturday morning, must be removed from all campsites Friday night by lights out, those with the medical pass must be parked in the designated area by camp staff. Any vehicles arriving Saturday morning must be moved before the flag ceremony.
- **US & Unit flags displayed properly** – US flag to be displayed to the left of the observer as they enter the campsite. Flags are to be displayed per Scout Handbook guidelines. **Do NOT attach these flags to the Gateway.**
- **Unit, number and sponsor** – Usually the **Unit flag** has this information and display of the Unit flag is sufficient. However, if the Unit does not have a Unit flag, or the Unit flag does not designate the Unit sponsor or number, it is expected that there will be some highly visible, clear means of designating this information at the campsite point of entry.
- **Campsite perimeter** – The area being used by the Unit at the Camp-O-Ree is to have a clearly marked perimeter. This can be done by use of rope, tape, stones, etc. Perimeter marking is to be done in a manner that does not pose a safety hazard. Ends of the perimeter must be **within** 11 inches of the gateway from the furthest extending pole (one length of paper) and must **NOT** be attached to the Gateway. Each Unit must have their own perimeter (a perimeter marking is not to be shared).
- **Campsite Entry Defined** – Each Unit is expected to have the entry to their campsite well defined or designated by a gateway. Full credit in this area is gained by making a rope-lashed, Scout-built pioneering project. Refer to the Gateway portion of the packet for details. Adult leaders may coach and direct construction, but are not permitted to participate in actual construction efforts.
- **Campsite generally safe, clean and orderly** – Campsite hazards, if any, are to be clearly marked and cordoned off (if possible); campsite is to be free of litter and debris; and campsite is to be in reasonable array considering terrain, weather and other conditions
- **Unit Equipment:** Unit equipment (shovels, rakes, brooms, etc.) in the campsite are to be in clean, serviceable condition and properly stored, organized and ready for use in a designated tool area.
- **Trash:** all trash larger than an inch (size of a quarter) must be picked up
- **Canopies** – must be set up properly and anchored down on all 4 corners. Corners can be shared by 1 stake.
- **Tents/shelters** – Tents and/or shelters are to be assembled properly and uniformly. “Properly” means the tents are set up as per the manufacturer’s instructions and/or per good camp practice. “Uniformly” means the tents will be arranged in a pattern (i.e., NOT randomly scattered throughout the campsite) of the Unit’s choosing that maximizes the utilization of the campsite space and per good camping practice. Tents shall be adequately protected by means such as a ground cloth. All tents are to be staked down for safety on all corners. Corners can be shared with 1 stake.
- **Gear uniformly arranged:** Each Unit will decide how their youth member’s gear will be displayed. All youth members are to follow their Unit’s decision. The screen/flap on each youth tent is to be open or situated in a way so judges can peer inside to inspect neatness & uniformity.
- **Leaders’ sleeping area:** Per BSA Youth Protection guidance, the tents of adult leaders are separated from the youth members’ tents. Distance of separation to be consistent with area available and good camping practice.
- **Fire buckets (Tents)** – A fire bucket is to be placed on both sides of the entry of each tent. Each tent must have 1 bucket with water and 1 bucket with either water or dirt/sand. Note: a bucket can be shared between 2 tents, if the tents are next to each other. Buckets should have a volume of ½ gallon or more. “Filled” is defined as at least 50% of the volume of the container.
- **Duty Roster** – A roster (list) of Unit camp duties to be performed at the Camp-O-Ree and Scouts assigned to those duties **must be posted in the campsite.**
- **Menu** – A menu covering all meals to be eaten at the Camp-O-Ree for each Den, Patrol or group eating together **must be posted in the campsite.** This is not an ingredient list.
- **Fire Guard Chart** - The standard BSA Unit Fire Guard Chart (included in this packet) **must be posted in the campsite.** Do not sign off **advance dates.** Deductions will be made if instructions are not followed. Instructions are on the Chart form itself

## Pio Pico District Campsite Score Sheet Criteria (*continued*)

- **Unit first aid kit** – Each unit is to have in the campsite, a highly visible and clearly marked first aid kit with current supplies. The kit must be labeled and can be part of a pioneering project as long as it is easily accessible.
- **Medical and Permission to Treat forms** –
- **For each Scout:** a completed paper copy and current, BSA Medical Form and a completed, parent/guardian signed, current Permission to Treat Form must be available in the campsite and next to the First Aid Kit.
- **For each Leader:** a completed and current, signed BSA Medical form is required
- **Activity permission slips** – For each Scout, a completed Pio Pico, parent/guardian signed permission form, designating the activities in which the Scout has permission to participate, must be available (on paper) in the campsite and should be with the medical release forms.
- **Pioneering camp gadgets** – Rope-lashed, Scout-made camp items (tool rack, wash stand, etc.) are expected. Refer to Scout Handbook, Scout Field book and Pioneering Merit Badge pamphlet for examples. Camp gadgets are to be made at camp, not preassembled in whole or part prior to Camp–O–Ree. Adult leaders may coach and direct construction, but are not permitted to participate in actual construction efforts.

### **Kitchen area, Safety, Sanitation:**

- **Water and drinks** – Containers for water and other drinks must have tight sealing lids and be stored in a manner that will prevent spillage, spoilage, contamination and attack by vermin. Containers are to be off the ground and protected from the weather as much as possible.
- **Food** – All foodstuffs in the campsite are to be stored in a manner that will prevent spillage, spoilage, contamination and attack by vermin. Food storage containers are to be off the ground and protected from the weather as much as possible. A few 2x4 pieces of wood under the container with a piece of plastic over them will suffice.
- **Cooking area** – Cooking equipment, utensils, storage (i.e., Patrol Box) and the general food preparation area are to be clean and organized to ensure safety and good sanitation in the campsite. Cooking and eating utensils should NOT be left in the open air, as there are people driving through camp and kids dragging their feet and this will dirty your supplies.
- **Stoves** – Stoves and the general food cooking area are to be clean to ensure safety and good sanitation in the campsite. Stoves and/or any cooking areas are to be a minimum of ten (10) feet from nearest tent or sleeping area. Foil Pouches shall have off-the-ground containment.
- **Propane** – The main valves on propane tanks are to be in the “full off” position when they are not in use.
- **Other fuels** – If charcoal, wood or other BSA approved fuels (other than propane) are in the campsite, they are to be stored and used in a safe and protected manner.
- **Patrol Box, or equipment storage** - Clean and organized, you may have a tent for the supplies but it should be neat, organized and staked down. In scout areas these are subject to inspection and shall be opened on request of the inspector.
- **Fire Suppression Tools (kitchen)** – A minimum of three fire suppression tools are required for the kitchen area. These are fire extinguishers and fire buckets. The fire suppression tool shall be within easy reach (within 10 feet) of a person using a stove or other cooking device; but not positioned too close to a fire source that it cannot be reached in case of fire. A fire suppression tool can be shared between 2 kitchen areas, if the areas are next to each other.
- **Fire extinguisher(s)** – Every Unit shall have at least one 2.5 lbs. ABC type, or better, fire extinguisher in the kitchen areas. The fire extinguisher shall be maintained in proper working condition with its charge needle in the “green” area of gauge.
- **Fire buckets** – Fire buckets are optional. The quantity required depends on the number of fire extinguishers used. Fire buckets are filled with dirt or sand – **NO WATER**. Buckets should have a volume of ½ gallon or more. “Filled” is defined as at least 50% of the volume of the container.
- **Dishwashing** – The Unit dishwashing area and equipment used for dishwashing (tubs, buckets, scrubbers, etc.) are to be clean, in good condition and organized.
- **Hand washing** – The Unit hand washing area is to be clearly labeled and separate from the dishwashing, food storage and food preparation areas. The area and equipment used for hand washing (tubs, soap, towels, etc.) are to be clean, in good condition and organized.
- **Trash/garbage** – To ensure proper sanitation at the Camp-O-Ree location it is expected that each Unit will manage their Unit generated waste per good camping practice. Each Unit will have, within their campsite perimeter, a trash container available. “Trash container” is defined as a box, barrel, bag or other container of 20 gallon or greater capacity used only for solid wastes. When the container is 90% or more filled with waste the Unit will replace the container (or remove the waste, i.e., replace the plastic bag in the barrel). Removed waste will be disposed of in a proper manner (i.e., placed in a dumpster) or stored within the Unit’s campsite in a manner that will ensure reasonable campsite sanitation and protect the waste from animals. Garbage containers shall be covered or closed and a minimum of 10’ away from cooking areas.

# Campsite Inspection Score Sheet

**Unit Type** (circle one): **Pack / Troop / Crew**    **Unit Number:** \_\_\_\_\_

**Note for Inspector:** *Explain on score sheet reason for any items with zero score.*

	<b>Max Pts</b>	<b>Points</b>	<b>Comments</b>
	<b>Possible Earned</b>		(Describe in detail any deficiencies)
All Motor Vehicles moved to parking lot Friday evening -2 per vehicle		_____	_____
Includes Trailers/Excludes Handicap & Staff Vehicles (to be checked in at HQ by 10 p.m.)			
Unit # displayed on site	<b>0 or 1</b>	_____	_____
American & Troop flags displayed correctly (not on Gateway)	<b>0 or 1</b>	_____	_____
Unit site perimeter properly marked, not shared	<b>0 or 1</b>	_____	_____
Entryway defined or have a Gateway	<b>0 or 1</b>	_____	_____
Campsite, & surrounding area clean, and free of litter.	<b>0 - 2</b>	_____	_____
2 - Free of anything larger than an inch			
1 - 3 Pieces			
0 - 4 or more Pieces			
Canopies: Set up properly and staked down	<b>0 or 1</b>	_____	_____
Scout Tents:			
Set standard for all, inside clean, personal gear stored neatly	<b>0 - 3</b>	_____	_____
3 - Neat and same inside layout ALL (100%) tents			
2 - Neat and same inside layout MOST tents			
1 - Neat only but not the same			
0 - not at all (Inspect only if flaps open or see through, otherwise no score)			
Fire buckets: 1 water and 1 sand/dirt or 2 water at each tent	<b>0 or 1</b>	_____	_____
A bucket can be shared by 2 tents, if tents are next to each other			
Camp Duty roster posted with scout assignments	<b>0 or 1</b>	_____	_____
Menu, Fire Guard Chart Posted and properly completed (1 pt ea)	<b>0 - 2</b>	_____	_____
First Aid Kit (Highly visible, clearly marked, and ready to use)	<b>0 or 1</b>	_____	_____
Medical Form & Pio Pico Perm Slip, for every attendee (Readily accessible if needed, should be with the first aid kit)	<b>0 or 1</b>	_____	_____
Three different pioneering gadgets in use (1 point each)	<b>0 - 3</b>	_____	_____
<b>Subtotal</b>	<b>19</b>	_____	_____

**Kitchen area, Safety, Sanitation**

Water, Drink containers stored in a sanitary manner. (Sealed, off of ground, & protected from vermin)	<b>0 or 1</b>	_____	_____
Food stored properly, protected. (Sealed, off of ground, & protected from weather, spoilage, & vermin)	<b>0 or 1</b>	_____	_____
Cooking equipment, stoves, and utensils. (Clean, sanitary, organized, 10' from any tent when possible and Dutch Ovens off-the-ground only when cooking)	<b>0 or 1</b>	_____	_____
Patrol Box, or equipment storage. (Clean and organized)	<b>0 or 1</b>	_____	_____
3 Fire suppression tools located in cooking area.(1 point each)	<b>0 - 3</b>	_____	_____
1 minimum 2.5# ABC fire extinguisher (up to 3 extinguishers)			
0 to 2 sand/dirt buckets to make 3 total fire prevention tools			
Dish washing equipment area. (Organized and sanitary)	<b>0 or 1</b>	_____	_____
Hand washing area (Organized, labeled, sanitary, and separate from kitchen)	<b>0 or 1</b>	_____	_____
Garbage container (Covered or closed and 10' from cooking area, if possible)	<b>0 or 1</b>	_____	_____
<b>Subtotal</b>	<b>10</b>	_____	_____

<b>Grand Total</b>	<b>29</b>	_____	_____
--------------------	-----------	-------	-------

## Patrol Yell – Yelp for Help

This is a Patrol activity Sponsored by: Camp-O-Ree Committee

The Patrol Yell should represent the theme of the Camp-O-Ree. The Patrol Flag ***must*** be with the Patrol at the time the patrol yell is given along with all members of the patrol in order to get the Patrol Card signed off. Look for adults that will be wearing an orange vest.

---

## Talent Contest

This is a Patrol Activity Sponsored by: Kangee Chapter, Tuku'ut Lodge 033 OA

If a patrol or den would like to audition for a Song or Skit for the Saturday evening Campfire please visit the OA Trading Post and request an audition. There will be 1<sup>st</sup>, 2<sup>nd</sup> and 3<sup>rd</sup> place ribbons for the best talent in all categories, Webelos, Scouts, and Venturers. We will use as many winners as possible at the Campfire. All songs and skits must be Scout appropriate in order to qualify.

---



## Mos Eisley Cantina Cook Off

**This is an Adult Leader Activity**  
Sponsored by: Tom Garcia

The judges will be volunteers from each unit. Tom will be recruiting adults for this activity if he has not been able to recruit in advance. A judging site will be set up near the Camp Headquarters.

### **PROCEDURE FOR ENTRY SUBMITTAL:**

Each entrant will pick up a container from Headquarters to provide their dutch oven appetizer sample to the Mos Eisley Cantina Judging Area. Appetizer should be a tasting. (no assembly of any ingredients allowed at the judging area). Please note the entry will not be returned. The recipe with instructions and the Cooking Competition Scoresheet are required to be submitted along with the container.

The reasons for this method is:

- 1) Dinner will be on time. No waiting until the judging is completed to get your appetizer returned.
- 2) Less danger of anyone getting hurt carrying a heavy, hot food.
- 3) Less chance of spilling the entry while transporting the food. And most important 4) your meal will not be cold.

Each Leader may enter only one appetizer. Entries must be presented to the judging area between 4:30pm and 5:00pm. Contest will be closed at 5:00 pm.

1<sup>st</sup>, 2<sup>nd</sup>, and 3<sup>rd</sup> place awards will be awarded to the overall best entries.